

Club Information

Committee Members

Les Pace (Chair Person)
Colin Tarry (Treasurer)
Richard Deacon (Secretary)
Bert Dewdney (Exhibition Manager)
Stephen Lloyd (Publicity)
Michael Castledine
Roger Whiffin

Web site: www.ndmrc.org
Email: feedback@ndmrc.org
Club Night: Wednesday
Meeting Time: 19:30—22:30
Venue: Kingsthorpe
Community Centre,
Thornton Hall Close,



Kingsthorpe,
Northampton, NN2 6PT

Secretary: tel: 01604 890275
email: rjd156@btinternet.com

Newsletter Editor

Colin Tarry email: ndmrc@cjbv.org.uk

Club Subscription Rates

Club membership runs from the first Wednesday in August or part of the calendar year, and ALL expire on the last calendar day of July, becoming due for renewal on the first Wednesday in August. Membership £35 per year (with reduced rates on a pro rata basis if joining in or after November. Additionally there are reduced rates for junior and senior citizen members).


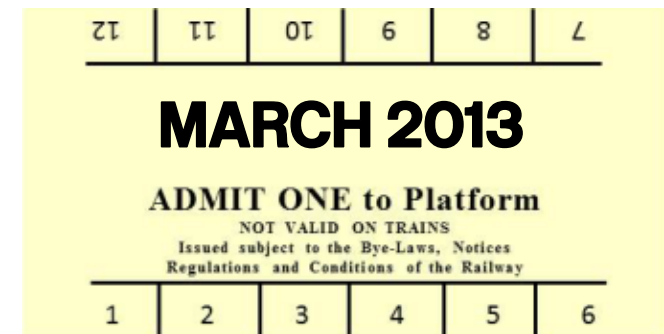
DISCLAIMER

Any views expressed in this newsletter are those of the individual contributors and not necessarily those of the Northampton and District Model Railway Club, its Officials or Members unless so stated.

Between the Lines



Newsletter



CONTENTS (of key articles)

From editors coach window / Club News	Page 2
Experiences with Scalescenes—part 2	Page 3
Web site of the month / a new N&DMRC web site	Page 6
Local steam on the main line	Page 7
Committee meeting notes	Page 8
Club logo competition / SVR 'Western' weekend	Page 9
Notice Board	Page 10

Rules for Club Night Attendance

- Please park your vehicle with consideration for the flat occupants when parking outside the Kingsthorpe Community Centre.
- If you make a drink, please wash your cup/spoon up afterwards. Please wipe up any spillages.
- Have you paid your subs? The money is mainly used to pay our Wednesday night hall rental, plus the cost of drinks and biscuits. £1 per person please.
- Please put away any tools, layouts, tables and chairs you've used at the end of the evening.
- A clear passage way MUST be maintained in the entrance lobby area as an emergency exit. Also please keep ALL other emergency exits accessible at ALL times.
- Please sign in at each attendance. This ensures we know who to account for in the event of an emergency evacuation.

Current membership :	6	Junior Members
(correct at time of going to press)	29	Senior Members

NOTICE BOARD



TOMBOLA

Stuart Barker has very kindly agreed to store any items for the 2013 Exhibition Tombola for us.

Will members please bring in a small prize gift each month for the Club Tombola. Keep an eye out for any supermarket special offers for example. A prize should be worth at least £1, be new or in very good condition and if perishable be 'in-date' by the end of July 2013 (and not to include any horse meat).

Please give your items to Stuart.

Club Night Photos

As those of you who attend Club nights on Wednesdays are aware, photographs are regularly taken by various members.

The Committee would like to publish photos of the Club's activities on the web site. As a matter of courtesy to all those who may have had their photo taken, the Committee is, through this newsletter, seeking anyones objections to having their photos on the Club web site. The photos to be published will be general views of activities in progress and no individuals will be named. If anyone objects will they please let a committee member know.

Club LOGO competition

Don't forget about having a go at designing our new Club logo. Don't leave it to the committee to design one. Time for all those with some artistic flair to show your talents.

RULES

- 1 The logo must be 2 dimensional (i.e. no photo type images) in order that it can be reproduced on paper, clothing and digital media easily. The logo may have a maximum of two colours.
- 2 The logo must NOT be biased toward any particular region or traction type etc. The image must be generally representative of the railway scene.
- 3 Any image selected to become the Club's logo will become the copyright property of the N&DMRC, and the Club will own the image.
- 4 The image to become the Club's logo will be judged and selected by the Committee and their decision will be final.
- 5 Any committee member submitting an entry will be unable to participate in the judging process.
- 6 Entries can be submitted on paper to any committee member, or electronically to the secretary at rjd156@btinternet.com
- 7 Entries to be in by April 30th 2013
- 8 A prize will be offered to the winner.

Severn Valley Railway - 'Western' Weekend 4-6 May 2013


In recognition of over 50 years since the first Class 52 Western entered traffic for British Railways, the SVR will once again be holding a 'Western Weekend'. The event will feature two 'Western' diesels; this year, both are celebrating 50 years since first entry into service. They are: D1015 Western Champion - entry into service 21st January 1963, and D1062 Western Courier - entry into service 6th May 1963.



From the Editors Coach Window

On page 9 of this newsletter can be found details of the Club logo competition. Please have a go and design a logo for YOUR club.

Colin



Club News

There will be Saturday working at Kingsthorpe Community Centre on Saturday 6th April. Time will be from 09:00 until 13:00

Date of next Committee Meeting

This will be on Monday 18th March. If there are any items for the agenda, please let Richard have them ASAP. Email: rjd156@btinternet.com

Club Night Test Track

This will be operational on the following dates:

13th Mar, 3rd & 24th Apr, 15th May, 5th & 26th Jun

17th July may be exhibition planning night

ALL DATES ARE SUBJECT TO CHANGE



If you want watch what you eat —
go to the Grand National

Experiences with Scalescenes downloadables—

Part Two

by Richard Deacon

(continued from last month)

Luckily an article in Model Rail [August 2012] described how the modeller built low relief arches for his layout depicting a line in South London. He had contacted Scalescenes who were very helpful in providing tips. Because of the length run of my low relief arches I decided to use 3mm MDF rather than 2mm card as this should avoid distortion over time through temperature variation and more robust should it get knocked when the “hand of God” comes down to deal with problems on the line!

Scalescenes recommended to that modeller, 3M Photo Mount spray adhesive for gluing the main areas. This is expensive but gets over PVA bleeding and is available from Colemans, Staples etc. It gave an excellent result and speeded construction as you didn't need to allow overnight drying. Construction proceeded as per instructions although there are a lot of arches in 12feet!

Once I had mass produced the various parts, the arches, parapet walls, buttresses, copings and ledges, assembly was rapid. I have added my own modification to stick to the prototype of Shrewsbury Station. Until 1985 there was a branch into a Goods yard opposite the station under a plate girder bridge.



The completed arches in the kitchen before relocation

Notes from the Committee Meeting held on Monday 18th February 2013

Exhibition 2013 Update

Exhibition planning coming along with a good number of layouts and traders signed up.



We have managed to obtain the services of the Air Training Corps to manage the car parking.

We need to allocate people to tasks on the day, so don't wait to be asked—volunteer NOW.

Please publicise the Show by taking posters and flyers to other shows and putting up in windows and local shops.

If anybody is an expert and qualified on PAT testing of electrical appliances please let the Committee know asap as it is vital to the success of the Show.

Other Items

Greenford Central has been invited to the Daventry MRC Show on 5th October.

Richard Deacon Club Secretary

Local Steam on the Main Line in 2013

Up to date information can be found at this web address:
<http://www.uksteam.info/tours/trs13.htm>

There may be other steam specials in our area not listed below as the web site summary does not list every place visited.

If any of you plan to see any of the localised steam specials mentioned in this newsletter, please check the web site above for any changes to timings or routes etc.

Sat 6th April **The Buxton Spa Express** Loco: 70013
London Euston—Northampton-Bletchley-Bedford-Melton Moberay-Edale-Buxton-Stockport

Sun 14th April **The Peak Forester** Loco: 34046
London Kings Cross-Peterborough-Stamford-Matlock-Rowsley & return

Sat 20th April **The Cathedrals Express** Loco: 60163
London Euston—Holyhead-Crewe

Tue 21st May **The Cathedrals Express** Loco: 60163
Banbury-Melksham-Exeter-Kingswear-Taunton-Westbury-Melksham-Banbury



34046 Branton



60163 Tornado



70013 Oliver Cromwell

The steel plate is from a Corn Flakes packet sealed [to prevent paint absorbing into the card] and stiffened up by a couple of applications of Super Glue and the ribs are plastic strip from the Model, Shop and Squires at the Warley Show and I think looks very realistic.

The grey is Phoenix Precision "BR wagon grey". As the goods yard was open in 1960, the era of my layout, I wanted a representation of a line running off the running track and "into" the yard. Painting the sides of an underbridge is very difficult with the varying light levels and shadow as you enter the gloom of a long bridge but with the brighter light and view of the other side.

I then remembered I had a photo of the approach to St Pancras Goods Depot under the North London Line with the St Pancras mainline beyond, taken in 1975 when I was with Camden Council and involved in buying the land from BR. The proportions of the photo matched exactly the width/height ratio of the gap under the plate girder so the printed photo was then pasted in. I am very pleased with the effect and reminds me of days long ago and now, a vanished scene.



Home made girder bridge over " a real railway"

The only criticism I have of the product is that the brick effect of the arches is too clean and pale. It would be fine to represent new brick work just as the Victorians finished work on it , but not to represent brickwork that has gone through 150 years of smoke and grime.

It needs weathering. I tried Model Mates rusty red weathering dye, applied with a paint brush but on contact with the paper immediately soaked in and started to lift the adhesive. Plan B means this subtle weathering needs to be applied by airbrush, a skill new to me but one to be learned. My daughter gave me a mini compressor for Christmas last year and I have the airbrush courtesy of a modelling magazine subscription incentive, but I have yet to pluck up courage and try it out. That could be the subject for another article, but next..... building a Townstreet station.



[Ed– And even a GW loco in the station. And another thing—how does Richard get away with using the kitchen?]

Web Site of the Month



This months web site looks at the Great Northern Railway and London & North Western Railway Joint Line from Market Harborough to Bottesford and Saxondale via Melton Mowbray.

On the Melton Mowbray page, the top picture in the left hand column shows a train bound for Northampton.

If you look on Google Earth it appears that about 90% of the old track bed between Melton Mowbray and Newark is still in tact.

The URL for this web site is: -

<http://www.meltonmowbray.steamrailways.com/index.php>

N&DMRC Web Site



Don't forget to have a look at our club web site. This has been updated and redesigned. We are also looking at developing a YouTube page as well.

Visit the URL below and have a look.

<http://ndmrc.org/>