
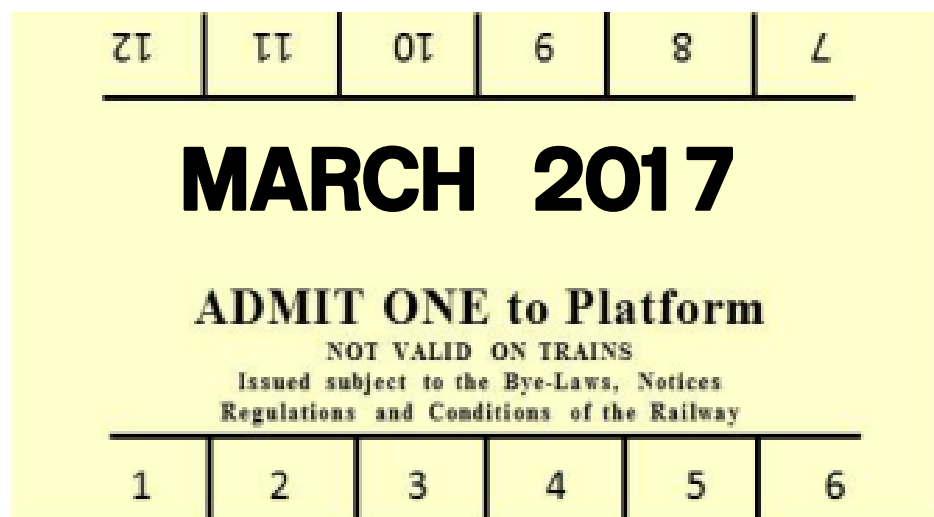




# Newsletter



## **C O N T E N T S (of key articles)**

From the Editors Cab Window / Club Torque	Page 3
Scribblings from the Chairman	Page 4
Dial-a-Train	Page 5
Reimbursement Sanction / Committee meeting notes	Page 7
Sloppy Duchess	Page 8

### **Rules for Club Night Attendance**

- 1) Please park your vehicle with consideration for the flat occupants when parking outside the Kingsthorpe Community Centre.
- 2) If you make a drink, please wash your cup/spoon up afterwards. Please wipe up any spillages.
- 3) Don't create congestion in the kitchen. Please get your drink and return to the main hall.
- 4) Have you paid your subs? The money is mainly used to pay our Wednesday night hall rental, plus the cost of drinks. £1.50 per person please.
- 5) Please put away any tools, layouts, tables and chairs you've used at the end of the evening.
- 6) A clear passage way **MUST** be maintained in the entrance lobby area as an emergency exit. Also please keep **ALL** other emergency exits accessible at **ALL** times.
- 7) Please sign in at each attendance. This ensures we know who to account for in the event of an emergency evacuation.



### **NEW MEMBER**

Richard Austin

## From the Editors **Cab Window**

Not much to say this month except don't forget to take our exhibition flyers to any railway or/and transport type show you attend please.

*Colin*



## **CLUB TORQUE**

### **Date of next Committee Meeting**

A date for the next committee is Monday 13th March 2017. If there are any items for the agenda, please let Richard have them ASAP.

Email: [rjd156@btinternet.com](mailto:rjd156@btinternet.com)

## **Club Night Test Track Dates 2017**

15<sup>th</sup> March, 5<sup>th</sup> April, and 26<sup>th</sup> April

**ALL DATES ARE SUBJECT TO  
CHANGE**



## **Exhibition Flyers**

A large quantity of A6 size flyers have been printed to advertise our exhibition in August. When you know you will be attending any model railway exhibitions or any other transport show/event then please take a quantity of flyers with you to be handed out. These are kept in our filing cabinet drawer in the Club's store cupboard.

### **NORTHAMPTON & DISTRICT MODEL RAILWAY CLUB**



#### **MODEL RAILWAY EXHIBITION**

**SATURDAY 19th AUGUST 2017**  
from 10.00am to 4.30pm

**Cogenhoe Village Hall    York Avenue**  
**Cogenhoe    Northampton    NN7 1NB**

Displaying a range of American, British &  
Continental layouts in several gauges and scenarios

**Trade support – Demonstrations – Refreshments**  
**Societies – Tombola**

**Adult £3    Child £2    Family Ticket (2+2) £8**  
[www.ndmrc.org](http://www.ndmrc.org)

## **Scribblings from the Chairman.**

Writing this on the 1<sup>st</sup> day of March with a smell of Spring, and also change in the air, I am definitely hoping that 2017 is going to be a good year.

I spoke to John at Little Jem Products today who is currently building our new test track. He is now building it at the revised dimensions as requested and luckily enough these dimensions were given to him before construction of the test track was started so only an extra £25 was needed to have the revised end boards cut.

We are exhibiting at the Great Central Show at Quorn in June, hopefully with this new test track. This year we have asked to be positioned nearer the entrance as last year we were at the far end which made access poor, and also the slope of the floor caused a lot of set up problems.

Our show at Cogenhoe will be on again in August, so if you are going to a railway exhibition then PLEASE put some show flyers out on display. Also if you are a member of any other railway organisations or clubs, please let them know about the show. Please remember "all advertising is good advertising".

Shortly, as you all know we are going to have a drive to recruit more new members to the club. If you know of anyone who may be interested in joining, or can assist in any other way then please let me know. We need to put some flyers for the club in local model shops and maybe have an open day or advertise in the railway magazines diary columns.

We have provisionally discussed the possibility of a new OO project based on Castle Station in Northampton for which we already have some track, buildings and signals, that were donated to the club. This project would make, I believe something that would interest us, and may attract some local interest as well, possibly resulting in more new local members.

I really do hope that this year will be a defining year for the Club and it can go on from strength to strength.

All the best for the rest of 2017

Les Pace

**Chairman**

## (or Run Your Trains from Your Mobile Phone)

Some of you may have seen at model railway exhibitions, layout operators running the layout from their mobile phone. I certainly have and was interested in knowing how it was done. I suppose latterly coming from a career in IT this sort of thing would intrigue me. I had deduced that it had be done where a layout was been run under DCC.

When I first introduced Digitrax to my layout a number of years ago now, the only cable free way of running the trains was through Infrared technology. This had its limitations in that two infrared devices needed to be in line-of-sight with each other to work. Next came along wireless technology which got round this handicap. But whether using infrared or wireless I needed the Digitrax brand devices to do it.

Time has moved on and things change and develop. The next step that developed was the ability to run a DCC layout from a computer. This step then spawned a number of software packages to do this this. Unfortunately these packages were not cheap. Luckily there are a number of software developers in our world who believe in Open Source software. This is basically software that is either free or very cheap, fully distributable and you can add and develop it yourself from the source code. One such piece of software that falls into this category is JMRI (Java Model Railroad Interface). As the name implies it uses Java as its core operating system. Hence it will run on Windows, Mac or Linux and a number of others.

Within the JMRI package there is a facility to run an application called WiThrottle. This application allows JMRI to talk to a remote device via a wireless connection (providing the PC or laptop has a wireless connection also). Supported devices are listed on the JMRI web site. In my case I connect my mobile phone which is running Android. The only other pieces of hardware you need is a wireless router and an interface between your DCC system and a computer. The router provides the wireless link between the computer and the remote device; in my case my phone. The illustration on the next page hopefully makes things easier to understand.

[the above also applies to an iPhone— in this case ignore Android]



# DCC Model Controlled from an Android Phone/Device


This diagram utilises the Digitrax DCC system and JMRI software



**DIGITRAX  
PR3**



**LAPTOP/  
PC**



**DIGITRAX  
COMMAND  
STATION**

Track AC Power

LocoNet Connection

**ROUTER**



**ANDROID  
DEVICE**



# Reimbursement Sanction

As the Club is currently watching its finances, a stop has now been placed on any purchase(s) for the Club requiring reimbursement. If you feel you need to buy something for the Club then you need permission from the treasurer to spend the funds.

Colin Tarry

Treasurer

## Notes from the Committee Meeting held on Monday 13th February 2017



### Exhibition

The hall is now booked. 6 layouts are booked .

We will use the gazebos at the rear again and try to join the two together (depends on the hall door arrangement).

Traders/Exhibitors will be told that no access will be available on the Friday evening. The Club will endeavour to get in and set up especially Greenford.

### AOB

- Need to ensure that Members get authority to purchase items for the club
- Les has prepared an instruction manual on the Club's DCC equipment

Next Meeting 13<sup>th</sup> March 2017

*Richard Deacon*

*Secretary*

# Sloppy Duchess

by Colin Tarry

There is nothing worse than having a sloppy woman on your layout. Its even worse when that woman is connected to the aristocracy. On my layout I had such a woman; she was the "Duchess of Montrose".

This was Hornby's OO gauge version of one of Stanier's famous Princess Coronation Pacific's that I purchased last year.

Basically this loco suffered from the same problem as was commonly reported with the Heljan Class14 "Teddy Bear". The problem being excess lateral movement of the driving wheels— what I call "slop". I thought at first it was a back-to-back measurement issue with the flanges. I checked this with a gauge I had, and all was fine. The chassis appeared to be normal width, but presumably it couldn't have been. The problem came to light when I kept getting repetitive derailments on negotiating a particular set of facing points or turnouts (whatever you want to call them).

In a nutshell I eventually saw that the problem was the excessive sideways movement. What was correct on paper was not correct in reality i.e. if the back-to-back on the flanges was Ok she shouldn't come off. At speed this "slop" seemed to create an oscillating effect as the chassis was allowed to slide too much on the axles. The next step was to solve it. I didn't fancy stripping the valve gear and connecting rods down to remove the wheels, so I opted for plan B.

Drop the  
E-clip down  
over this  
axle boss



This was to insert a circlip or E-clip over the axle. I only put them on the outer two axles and on the same side as each other. I left the centre axle with plenty of movement. The E-clips I used are marketed by Rolson and you can buy an assorted box of these. I found that an E-clip sized 3.2mm diameter did the trick. So far so good— no more derailments.





# Club Information

## Committee Members

Les Pace (Chair Person)  
Colin Tarry (Treasurer / Newsletter Editor)  
Richard Deacon (Secretary)  
Michael Castledine  
Roger Whiffin  
Ralph Morbey  
Stephen Lloyd (Publicity)



Web site: [www.ndmrc.org](http://www.ndmrc.org)  
Email: [feedback@ndmrc.org](mailto:feedback@ndmrc.org)  
Club Night: Wednesday  
Meeting Time: 19:00—21:30  
Venue: Kingsthorpe Community Centre,  
Thornton Hall Close, Kingsthorpe,  
Northampton, NN2 6PT  
  
Secretary: tel: 01604 890275  
email: [rjd156@btinternet.com](mailto:rjd156@btinternet.com)

## Non Committee Positions

Newsletter Editor Colin Tarry email: [ndmrc@cjbv.org.uk](mailto:ndmrc@cjbv.org.uk)  
Sales Officer John Walker email: [pamjohn38@btinternet.com](mailto:pamjohn38@btinternet.com)

## Club Membership Rates

Club membership runs from August to July or part of the calendar year, and ALL expire on the last calendar day of July, becoming due for renewal on the first of August.

Adult membership £35 per year, Junior membership £10 per year.